

Werkboekje

Lijn 3 thema 3

Woordjes schrijven

Het materiaal van Inspie Juffie wordt met enthousiasme en plezier gemaakt. In het maken van het materiaal wordt veel tijd gestoken. Hierom is het niet toegestaan om het materiaal onder eigen naam te verspreiden zonder toestemming van Inspie Juffie.

Als je een van de materialen in de klas hebt gebruikt dan is het erg leuk om de ervaringen en resultaten te zien. Je kunt Inspie Juffie altijd taggen op Instagram.

Veel plezier met deze materialen!



@inspiejuffie

Met plaatjes van



naam: _____

Woordjes schrijven

Thema 3



Woordjes schrijven

rijtjesboek blz 17 en 18

lint

bal

kies

nek

bak

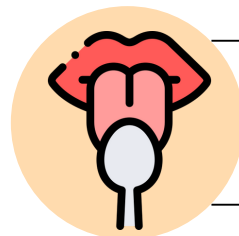
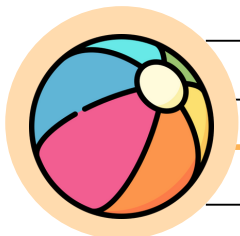
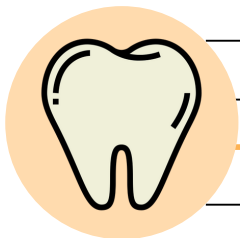
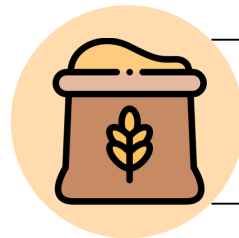
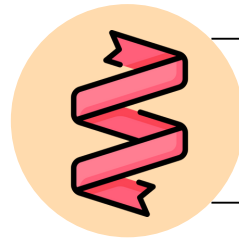
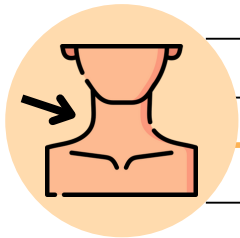

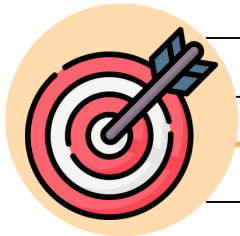
lees

meel

kook

lik

raak



Woordjes schrijven

rijtjesboek blz 19 en 20

mus

kus

lus

biet

meel

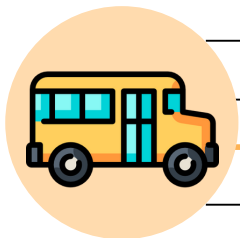

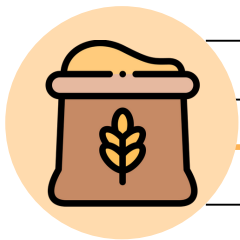

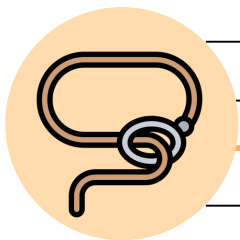




bus

nies

bot

riet

pan



Woordjes schrijven

rijtjesboek blz 20 en 21

lip

pen

been

beek

reep


kip

peen


kok

kaal

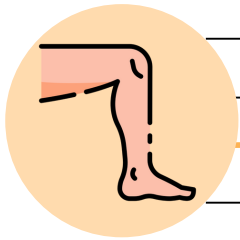
dak



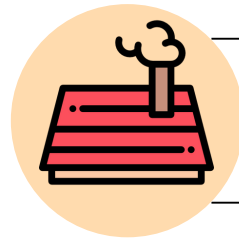
Four horizontal lines for writing, with a thicker orange line in the middle.



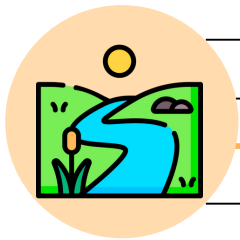
Four horizontal lines for writing, with a thicker orange line in the middle.



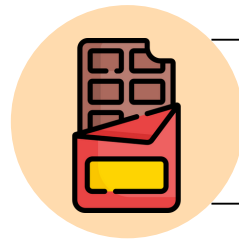
Four horizontal lines for writing, with a thicker orange line in the middle.




Four horizontal lines for writing, with a thicker orange line in the middle.



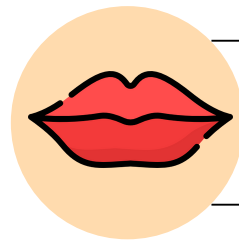
Four horizontal lines for writing, with a thicker orange line in the middle.




Four horizontal lines for writing, with a thicker orange line in the middle.




Four horizontal lines for writing, with a thicker orange line in the middle.



Four horizontal lines for writing, with a thicker orange line in the middle.



Four horizontal lines for writing, with a thicker orange line in the middle.



Four horizontal lines for writing, with a thicker orange line in the middle.

Woordjes schrijven

rijtjesboek blz 21

poep

boer

doek

roep

paal

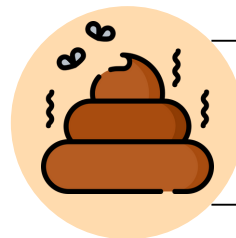
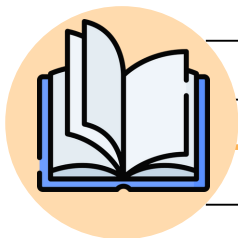


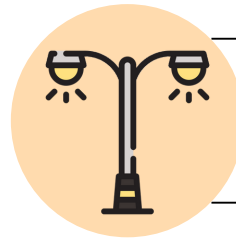
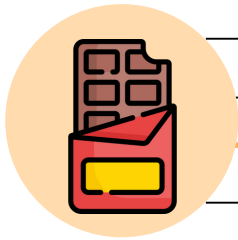


boek

koel

soep

reep

roer



Woordjes schrijven

rijtjesboek blz 22

ham

hok

haak

kaas

haan




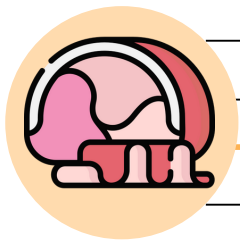

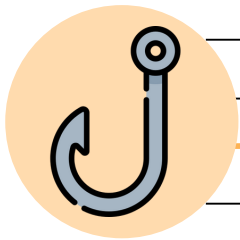


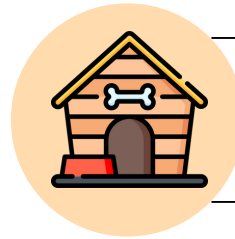
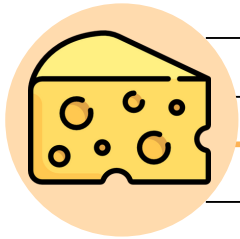
kip

boek

haas

hap

haar



Woordjes schrijven

rijtjesboek blz 23

ei

kei

doos

eik

raak

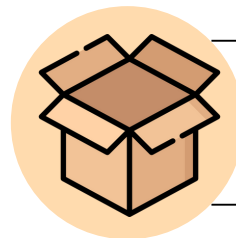

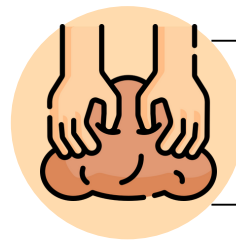

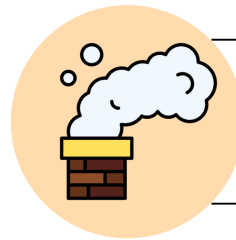
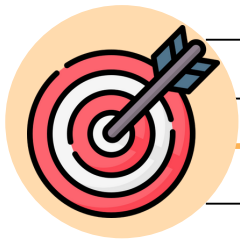
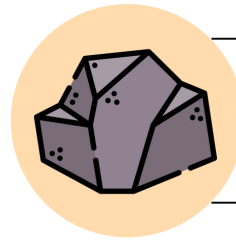
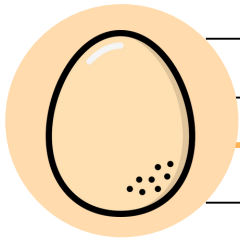
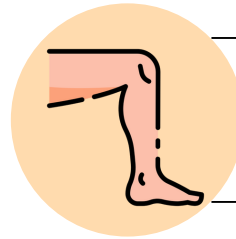

been

klei

roos

rook

reis



Woordjes schrijven

rijtjesboek blz 24 en 25

bom

lus

trein

poes

bloem

riem

pier

hart

stop

kruk

